



YANMAR

MINI-EXCAVATOR

SV16

1590 / 1730 kg



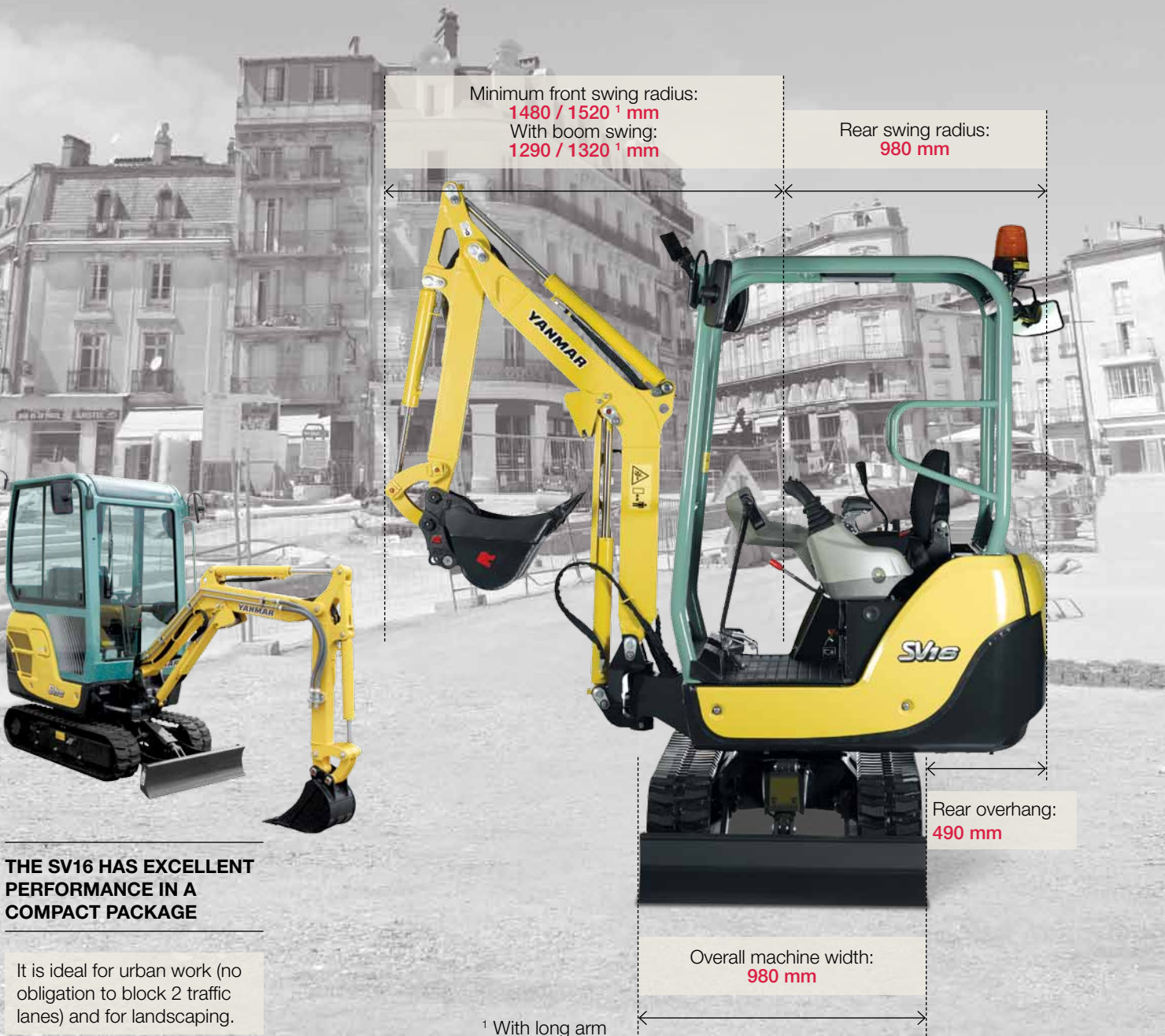
Call for Yanmar solutions





COMPACTNESS

THE SV16 WAS CONCEIVED TO OFFER EXCELLENT PERFORMANCES IN A COMPACT DESIGN. IT COMBINES POWER, HANDINESS AND STABILITY TO MAKE YOUR WORKDAY EASIER AND MORE PRODUCTIVE.



THE SV16 HAS EXCELLENT PERFORMANCE IN A COMPACT PACKAGE

It is ideal for urban work (no obligation to block 2 traffic lanes) and for landscaping.

¹ With long arm

COMPACT SIZE FOR EASY TRANSPORT

A transportation weight of only 1655 kg* and a very compact undercarriage enable the SV16 to be transported with its accessories on a trailer. Quick loading and easy transfer from one site to another enable to improve the productivity. 4 anchor points facilitate the fixation of the machine during transport.

* Cabin version





HIGH PERFORMANCE

Based on our unique experience and expertise, Yanmar produces reliable mini-excavators with high performance. The SV16 is equipped with all the necessary equipment to guarantee you an exceptional productivity.

Flow-Sharing closed-center hydraulic system

The SV16 hydraulic circuit is characterized by the proportional distribution of the flow rates. This system guarantees precision, flexibility, power and perfect simultaneity of movements. It allows the operator to perform all movements with an excellent performance, regardless of the flow rate or the load. The joysticks are very easy to handle and makes operator control of the machine's work even easier.

Auxiliary hydraulics come standard

A proportional control auxiliary line allows the use of many accessories such as a hammer or an auger. The oil flow rate is adapted to the use of each device. The operator thus has a perfect mastery of the accessories.

A powerful engine that remains respectful of the Environment

The YANMAR TNV engine has been designed to combine high power and cleaner emissions. With its sophisticated injection system, it meets the European Commission (EC) emission standards. Its quiet operation makes this engine friendly to people and the environment.





COMFORT

Designed to meet the operator needs, the SV16 cab is large and pleasant. The attention paid to the work environment and ergonomics makes you feel comfortable during long days on jobsite. This spacious cabin is equipped with many advanced devices to make your work more efficient.



USER FRIENDLY

The SV16 cab interior architecture has been studied to improve the operator driving position and to facilitate his work, particularly on the long and challenging work sites. The wrist supports are adjustable. The second gear control knob is located on the blade lever. Ideally located, the control levers offer exceptional movement precision. To optimize control and ergonomics, all work controls are located on the machine's right console.

ABSOLUTE COMFORT ASSURED

Large comfortable cabin

The SV16 cab interior is very spacious for maximum freedom of movement. The large legroom allows the operator to work comfortably for long hours. The entrance, which is also very large, provides easy cab access and exit.

The SV16 is equipped in standard with a comfortable seat with multiple adjustments.

Excellent air circulation

The SV16 has a heater that can work at a pleasant temperature in extreme weather conditions. The vents are placed to ensure a uniform temperature within the cabin and ensure a perfect window demisting.



- 01 Cigarette lighter and ashtray.
- 02 A bottle holder.
- 03 An automatic ceiling light.
- 04 Heater vents.

Standard equipment also includes: several handrails, numerous storage spaces, 2 x 12V external sockets, a coat rack...



SECURITY

Because one is more effective in a safe and secure environment, the safety of the operator and the people working around the machine is one of our priorities. The SV16 has many facilities that allow you to work with full confidence.



OPTIMUM VISIBILITY FOR EFFICIENT AND SAFE WORK


The SV16 is equipped with 3 rear and side view mirrors. The operator can control the work area as well as the area around the machine without moving from his seat. In order to work efficiently and accurately in darkness, the SV16 comes with a standard LED light positioned in the lower part of the boom, where it is protected from shocks. The LED technology provides a powerful light while reducing energy consumption and increasing the life of the battery. A beacon and 3 additional LED lamps can optionally be added on the cab.

The canopy and the cabin conform to ISO standards

The use of a ROPS structure for the cab guarantees the operator safety in a roll-over. The canopy and cab also conform to FOPS1 standards (concerning structures protecting against falling objects) and TOPS.



- 01 Evacuation hammer.
- 02 Battery isolator.
- 03 3 rear and side view mirrors.
- 04 Safety lever to access the operating space.



DIGITAL INTERFACE: FOR BETTER CONTROL OF THE MACHINE AND GREATER PRODUCTIVITY

The SV16 is equipped with a digital interface that informs the operator in real time on the status of his machine. Perfectly integrated into the right-hand console, the 3.3" screen provides excellent visibility in bright sunlight or at night. This interface allows you to manage working time, daily maintenance operations and to program interventions. It provides useful information on the operation of the machine, such as engine oil and coolant temperatures or fuel level and stores the important events. It also warns the operator in case of malfunctioning of the machine (insufficient battery charge, abnormal oil pressure...).





MAINTENANCE AND RELIABILITY

The SV16 perfectly meets the reputation for quality and durability of the Yanmar machines. The excellent accessibility to components and speed of maintenance and cleaning operations allow achieving excellent levels of onsite availability. Assured of his machine's performance, the operator can calmly work.

DESIGNED TO LAST

The structure of the chassis, as well as the durable steel covers, provide foolproof resistance. A large counterweight protects against possible shocks and friction against the walls. The hoses are protected with abrasion-resistant sleeves. Their routing on the top of the boom and on the right side of the machine is particularly thought through to avoid the risk of torsion and limiting machine down time. The connections of the cylinders to the blade and the boom are fully protected by steel plates. The cylinders are optionally reinforced by spring steel cover plates. Cationic treatment of the steel parts provides excellent resistance to corrosion for the paint. Form stringers prevent the accumulation of soil and reduce the internal track wear.



EASY MAINTENANCE

Accessibility to service points has been simplified to reduce the maintenance time and cost. The rear and side covers, the panel under the seat and the removable floor provide direct access to the battery, the alternator, the auxiliary circuit selector valve and the electrical components. The blade cylinder flexible is made of two parts for quick replacement in case of perforation.



- 01 Access to the electrical components and the battery under the seat.
- 02 Rubber protection around the fuel filler mouth.
- 03 Hoses protected with abrasion-resistant sleeves.
- 04 Neat passage of tubes and hoses.

YANMAR

YANMAR SERVICES



Our distributors provide you all the solutions you need: advice tailored to your situation, including full-service contracts, spare parts and maintenance.

> FINANCING

The **Y-Finance*** solutions guarantee the most competitive interest rates and help you determine the financing plan that best suits your needs.

* The offerings vary by country.

> WARRANTY

All new Yanmar excavators sold through our authorized network in Europe are protected for 12 months (or 1,000 hours, whichever comes first) by a manufacturer's warranty with an extension of 12 months (or 1,000 hours) for the drive train. We go further by proposing extended warranty contracts "Garantie PLUS" that offer various solutions for long-term coverage.

> PARTS

The original Yanmar parts are designed, tested and manufactured to ensure optimal quality and safety. By systematically using original spare parts, you can be sure to maintain the performance of your machine and avoid future costly repairs due to inadequate parts. You are sure that your machine is kept in perfect condition and you ensure a high resale value.

Original Yanmar parts can be delivered within 24 hours.

> MAINTENANCE

Proximity, speed, quality and reliability are constant concerns for Yanmar dealers. We are committed to your peace of mind and we are committed to your satisfaction. The network of authorized Yanmar repair sites is present in all European countries. You can always find nearby mechanics trained and qualified to care for your machine. Authorized repairers provide contracts and routine maintenance services, perform emergency repairs and provide you with advice adapted to your needs.



EQUIPMENT

> STANDARD EQUIPMENT

Engine

- 3TNV70-XBVA2 Yanmar diesel
- Meets EC standards
- Indirect Injection
- Water Separator

+

Hydraulic system

- LUDV Hydraulic system (Flow sharing)
- Auxiliary circuit with proportional control
- 2nd speed
- External hydraulic oil gauge

+

Cabin

- LCD Interface
- Heating
- Adjustable and reclining seat with fabric covers
- Adjustable wrist support
- Foot rests
- Windshield in 2 parts (upper part fully retractable)
- Sliding double right side window
- Transparent upper front part
- Wipers
- Windshield washer
- Automatic ceiling lamp
- 2 x 12V outlets for the cabin version
- Storage Boxes

- Document storage
- Cup Holder

+

Undercarriage

- 4 anchor points (2 on the undercarriage, 2 on the blade)
- Blade cylinder supply hose into two parts

+

Safety

- Handrails
- Safety lever
- Seat belt
- Evacuation hammer
- 3 mirrors
- Travel beep

+

Lighting

- 1 LED light integrated into the boom

+

Miscellaneous

- Fuel gauge
- Protection of the blade and boom cylinders
- Hoses protected by abrasion-resistant sleeves

- Cationic painting the bodywork and the cabin
- Lockable engine bonnet and trapdoor of the fuel tank
- System antidrop for trapdoor of the fuel tank
- Toolbox
- Toolkit
- Grease pump

OPTIONAL EQUIPMENT

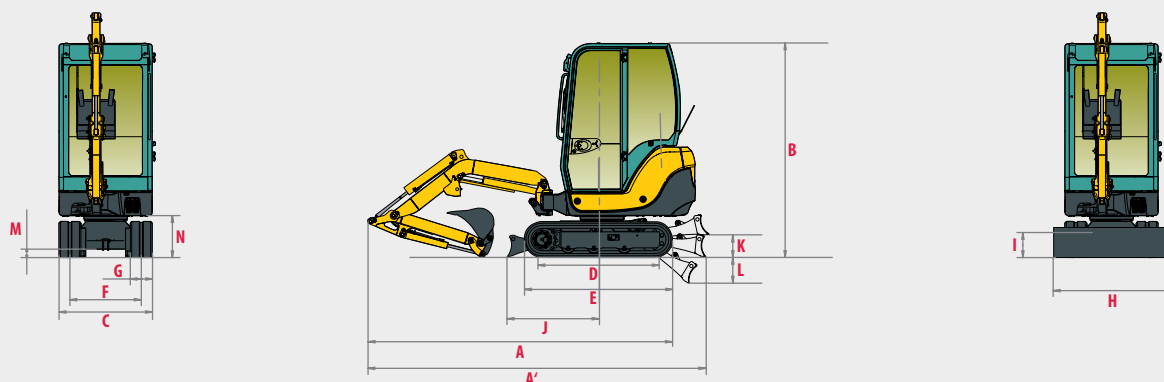
Special paint | Long arm | Safety valves | Quick couplings | Anti-theft (key/keyboard) | GPS Tracking | Central greasing | Reinforced cylinder guard | 2 LED frontlights on the cabin | 1 LED rear light + flashing LED light | Bio oil | Translation alarm | Radio with USB plug and SD card player | Skaï seat | Wide travel pedals

ACCESSORIES

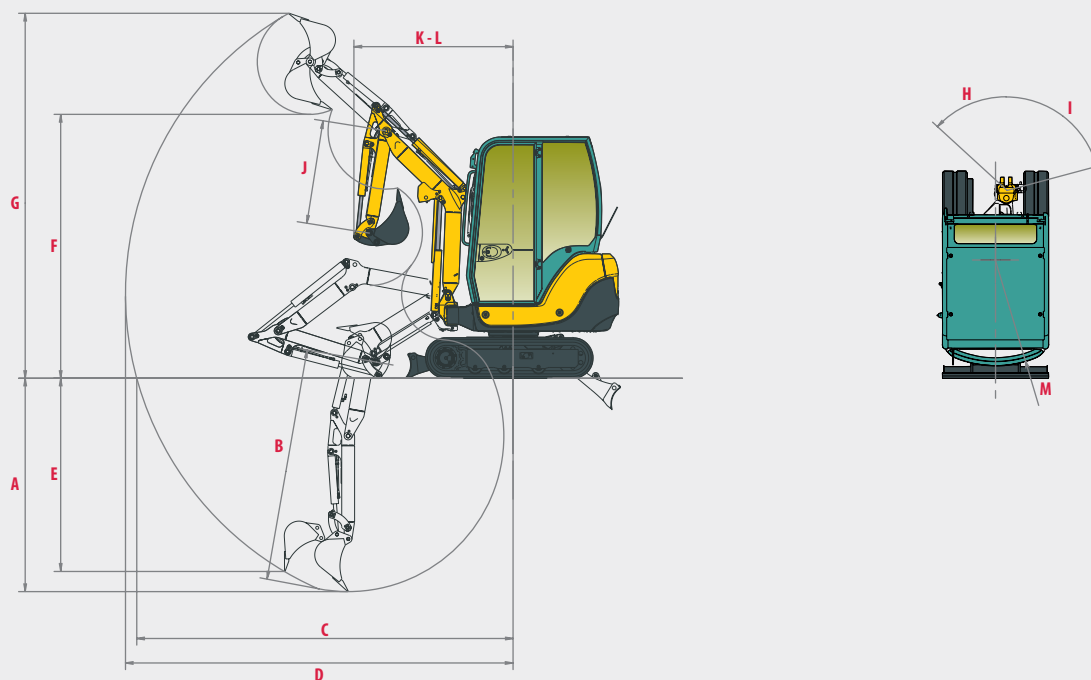
Yanmar gives you the accessories that fit your needs and match the safety standards in force in your country: mechanical quick coupler, ditching bucket, swinging bucket, backhoe bucket, hydraulic hammer...



DIMENSIONS



A » Overall length	3450 - 3485 ¹ mm	H » Overall blade width	980 mm
A' » Overall length with blade at the back	3565 - 3600 ¹ mm	I » Overall blade height	230 mm
B » Overall height	2240 - 2280 ² mm	J » Blade distance	1095 mm
C » Overall width	980 mm	K » Max. lifting height above the ground	240 mm
D » Length of track on ground	1180 mm	L » Max. lowering depth from the ground	300 mm
E » Undercarriage length	1560 mm	M » Minimum ground clearance	190 mm
F » Lane	750 mm	N » Ground clearance under counterweight	410 mm
G » Track width	230 mm		



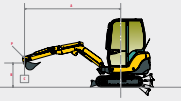
A » Max. digging depth - Blade lifted	2005 - 2205 ¹ mm	H » Boom swinging base to left	41°
B » Max. digging depth - Blade lowered	2160 - 2360 ¹ mm	I » Boom swinging base to right	77°
C » Max. digging reach on ground	3530 - 3725 ¹ mm	J » Arm length	960 - 1160 ¹ mm
D » Max. digging reach	3635 - 3825 ¹ mm	K » Minimum front swing radius	1480 - 1520 ¹ mm
E » Max vertical wall	1710 - 1920 ¹ mm	L » Minimum front swing radius with boom swing	1290 - 1320 ¹ mm
F » Max. unloading height	2440 - 2575 ¹ mm	M » Rear swing radius	980 mm
G » Max. cutting height	3460 - 3590 ¹ mm		

¹ With long arm / ² Canopy - Cabin

Subject to technical modifications. Dimensions in mm with specific Yanmar bucket.



LIFTING FORCE



Tipping load, rating over front



Tipping load, rating over side 90°

Cabin, standard arm																			
Blade on ground							Blade above ground												
A	Max.	3.5 m	3 m	2.5 m	2 m	Max.	3.5 m	3 m	2.5 m	2 m									
B																			
2.5 m	*320	*320	-	-	-	-	-	-	-	-	*320	*320	-	-	-	-	-	-	
2 m	240	*330	-	-	-	-	*305	*310	-	-	240	*320	-	-	-	*305	*305	-	-
1.5 m	215	*340	-	-	-	-	280	*340	-	-	215	*340	-	-	-	280	*340	-	-
1 m	200	*345	-	-	-	-	270	*390	370	*485	200	270	-	-	-	270	300	370	*485
0.5 m	200	*360	-	-	-	-	275	*450	360	*595	200	270	-	-	-	275	350	360	480
0 m	210	*370	-	-	-	-	260	*475	350	*642	210	275	-	-	-	260	345	350	465
-0.5 m	230	*385	-	-	-	-	260	*450	345	*615	230	305	-	-	-	260	345	345	470
-1 m	285	*390	-	-	-	-	-	-	350	*530	285	*390	-	-	-	-	-	350	*530

Cabin, long arm																				
Blade on ground							Blade above ground													
A	Max.	3.5 m	3 m	2.5 m	2 m	Max.	3.5 m	3 m	2.5 m	2 m										
B																				
2.5 m	*250	*250	-	-	-	-	-	-	-	-	*250	*250	-	-	-	-	-	-		
2 m	225	*270	-	-	-	-	*240	*240	-	-	225	*270	-	-	-	*240	*240	-	-	
1.5 m	200	*290	-	-	225	*280	*255	*270	-	-	200	*290	-	-	225	*280	*255	*270	-	
1 m	190	*280	-	-	220	*285	280	*320	*380	*420	190	*280	-	-	220	*285	280	*320	*380	*410
0.5 m	185	*295	-	-	210	*315	265	*370	360	*510	185	245	-	-	210	*315	265	*370	360	*510
0 m	193	*305	-	-	195	*325	270	*425	360	*590	193	*305	-	-	195	*325	270	*425	360	510
-0.5 m	210	*330	-	-	-	265	*440	360	*610	210	*330	-	-	-	265	365	360	500		
-1 m	250	*335	-	-	-	-	-	365	*560	250	*335	-	-	-	-	-	365	*560		

Canopy, standard arm																
Blade on ground							Blade above ground									
A	Max.	2.5 m	2 m	1.5 m	Max.	2.5 m	2 m	1.5 m	Max.	2.5 m	2 m	1.5 m				
B																
2.5 m	230	*305	-	-	-	-	-	-	225	*305	-	-	-	-		
2 m	185	*310	230	*290	-	-	-	-	185	*310	225	*290	-	-		
1.5 m	165	*320	225	*320	-	-	-	-	160	250	215	*320	-	-		
1 m	250	*325	210	*370	295	*465	-	-	145	215	205	290	285	*465		
0.5 m	155	*340	215	*430	280	*575	-	-	150	215	210	285	275	390		
0 m	165	*350	205	*455	275	*625	395	*990	155	220	300	280	265	380	375	570
-0.5 m	180	*365	200	*435	275	*600	405	*880	175	245	295	280	265	380	375	570
-1 m	230	*370	-	-	280	*510	455	*735	220	305	-	-	265	390	420	625

Canopy, long arm																				
Blade on ground							Blade above ground													
A	Max.	3.5 m	3 m	2.5 m	2 m	Max.	3.5 m	3 m	2.5 m	2 m										
B																				
2.5 m	*245	*265	-	-	-	-	-	-	-	-	*245	*265	-	-	-	-	-			
2 m	190	*270	-	-	-	-	*240	*240	-	-	190	*270	-	-	-	*240	*240	-		
1.5 m	165	*290	-	-	190	*280	*255	*270	-	-	165	230	-	-	190	*280	*255	*270	-	
1 m	160	*280	-	-	180	*285	235	*320	*380	*410	160	210	-	-	180	*285	235	*320	*380	*410
0.5 m	150	*295	-	-	175	*315	230	*370	295	*510	150	210	-	-	175	240	230	*370	295	*510
0 m	160	*305	-	-	160	*352	225	*425	295	*590	160	225	-	-	160	245	225	315	295	435
-0.5 m	175	*330	-	-	-	220	*440	295	*610	175	245	-	-	-	220	315	295	430		
-1 m	210	*335	-	-	-	-	-	300	*560	210	285	-	-	-	-	-	300	440		

The data in this table represents the lifting capacity in accordance with ISO 10567. They do not include the weight of the bucket and correspond to 75% of the maximum static tipping load or 87% of the hydraulic lifting capacity. Data marked with * are the hydraulic limits of the lifting force.



SPECIFICATIONS



WEIGHT +/- 2% (CE STANDARDS)

	Canopy		Cabin	
Operating weight (rubber tracks)	1590 kg	0.26 kg/cm ²	1730 kg	0.27 kg/cm ²
Transport weight (rubber tracks)	1515 kg	0.25 kg/cm ²	1655 kg	0.26 kg/cm ²



ENGINE

Type	3TNV70-XBVA2
Fuel	Diesel
Net Power	12.1 kW / 16.5 HP / 2600 rpm
Gross Power	12.5 kW / 17.1 HP / 2600 rpm
Displacement	854 cm ³
Maximum torque	53 N.m. / 1800 rpm
Cooling	Liquid
Starter	1.4 kW
Battery	12 V - 45 Ah
Alternator	12 V - 40 A



HYDRAULIC SYSTEM

Maximum pressure	176 B
1 gear pump	34 l/min

PTO	Theoretical data at 176 B	
	Pressure	Oil flow
	0 ~ 176 bars	34 l/min
	0 ~ 176 bars	34 l/min



PERFORMANCE

Travel speed	1.7 / 3.3 km/h
Rotation speed	10 rpm
Digging force (arm)	7.6 kN (780 kgf) / 6.55 kN (660 kgf) with long arm
Digging force (bucket)	13.7 kN (1400 kgf)
Traction force	15.3 kN
Grade ability	30°
Noise level (2000/14/CE & 2005/88/CE)	92 dB(A)
Acoustic pressure at the workstation	80 dB(A)



UNDERCARRIAGE

Number of bottom rollers	3
Track tensioning system	Using grease pump



CAPACITIES

Fuel tank	24.5 l
Cooling system	3.2 l
Engine oil	2.8 l
Hydraulic system	28.5 l
Hydraulic tank	20 l

MAINTENANCE FREQUENCY

Change engine oil and filter: **250 hours** | Change fuel filter: **250 hours** | Change hydraulic oil filter: **500 hours** |
Change hydraulic oil filter: **1000 hours** | Change cooling fluid: **1000 hours**



YANMAR



Printed in France – Materials and specifications are subject to change from the manufacturer without notice – Please contact your local Yanmar Construction Equipment Europe dealer for further information.

Yanmar Construction Equipment Europe S.A.S.

25, rue de la Tambourine
52100 SAINT DIZIER – FRANCE
contact@yanmar.fr

www.yanmarconstruction.eu